



LIKHITHA INFRASTRUCTURE LIMITED

CIN : L45200TG1998PLC029911

Date: Tuesday, August 19, 2025

To The Corporate Relationship Department BSE Limited Phiroze Jeejeebhoy Towers Dalal Street Mumbai- 400001 Scrip Code: 543240	To National Stock Exchange of India Ltd. Exchange Plaza, C-1, Block G, Bandra Kurla Complex, Bandra (E) Mumbai – 400 051 Stock Symbol: LIKHITHA
---	---

Dear Sir/ Madam,

Sub: Investor Presentation

With reference to above captioned subject, please find attached herewith Investor presentation for the first quarter ended June 30, 2025.

The copy of the disclosure will also be available on the website of the Company at www.likhitha.co.in.

This is for your information and records.

**Thanking you,
For Likhitha Infrastructure Limited**

Y

Pallavi

**Pallavi Yerragonda
Company Secretary & Compliance Officer
M. No. A70447**

Digitally signed
by Y Pallavi
Date: 2025.08.19
17:57:59 +05'30'





Q1 FY26
INVESTOR PRESENTATION
19TH AUG' 2025

Likhitha Infrastructure Limited

Disclaimer

This presentation and the accompanying slides (the “Presentation”), which have been prepared by Likhitha Infrastructure Ltd. (the “Company”), is solely for information purposes and do not constitute any offer, recommendation or invitation to purchase or subscribe for any securities, and shall not form the basis or be relied on in connection with any contract or binding commitment whatsoever. No offering of securities of the Company will be made except by means of a statutory offering document containing detailed information about the Company.

This Presentation has been prepared by the Company based on information and data which the Company considers reliable, but the Company makes no representation or warranty, express or implied, whatsoever, and no reliance shall be placed on, the truth, accuracy, completeness, fairness and reasonableness of the contents of this Presentation. This Presentation may not be all inclusive and may not contain all of the information that you may consider material. Any liability in respect of the contents of, or any omission from, this Presentation is expressly excluded.

This presentation contains certain forward looking statements concerning the Company’s future business prospects and business profitability, which are subject to a number of risks and uncertainties and the actual results could materially differ from those in such forward looking statements. The risks and uncertainties relating to these statements include, but are not limited to, risks and uncertainties regarding fluctuations in earnings, our ability to manage growth, competition (both domestic and international), economic growth in India and abroad, ability to attract and retain highly skilled professionals, time and cost over runs on contracts, our ability to manage our international operations, government policies and actions regulations, interest and other fiscal costs generally prevailing in the economy. The Company does not undertake to make any announcement in case any of these forward looking statements become materially incorrect in future or update any forward looking statements made from time to time by or on behalf of the Company.

Company at a glance



Incorporated in 1998



Outstanding Order book
as on 30th Jun'25
Rs. 1,100 Cr. (approx)



Listed on BSE & NSE
in 2020



Pan India Presence in
20 States and 2 UTs

Business Segments



City Gas Distribution Projects (CGD)

Involves laying of steel and MDPE pipelines for consumers across domestic, commercial and industrial sector creating a network of pipelines along with associated facilities, Last Mile Connections, CNG Stations.



Cross Country Pipeline Projects (CCP)

Laying of Cross Country Pipeline projects along with piping, civil, electrical, instrumentation and other associated works across the nation.



Operation & Maintenance Services (O&M)

O&M services include providing skilled manpower, executing emergency repairs, overhauling, scheduled maintenance activities and operation of the network.



Tankage

Construction of fuel depots including storage tanks, Combined Station Works (CSW), mechanical, instrumentation, electrical, civil works, F&G system, and other associated facilities.

Oil & Gas Pipeline Infrastructure service provider

Milestones Achieved



Vision

- To provide services with the highest level of workmanship along with adherence to International standards of Quality, Health, Safety and Environment.
- To expand our services globally.



Core Values

Teamwork, Ethics, Safety, Quality, Customer Satisfaction, Trust and Responsibility

Mission

To provide the best services in the field of Oil and Gas pipeline infrastructure and thereby contribute to India's endeavor to emerge self-reliant and leader in green fuel.

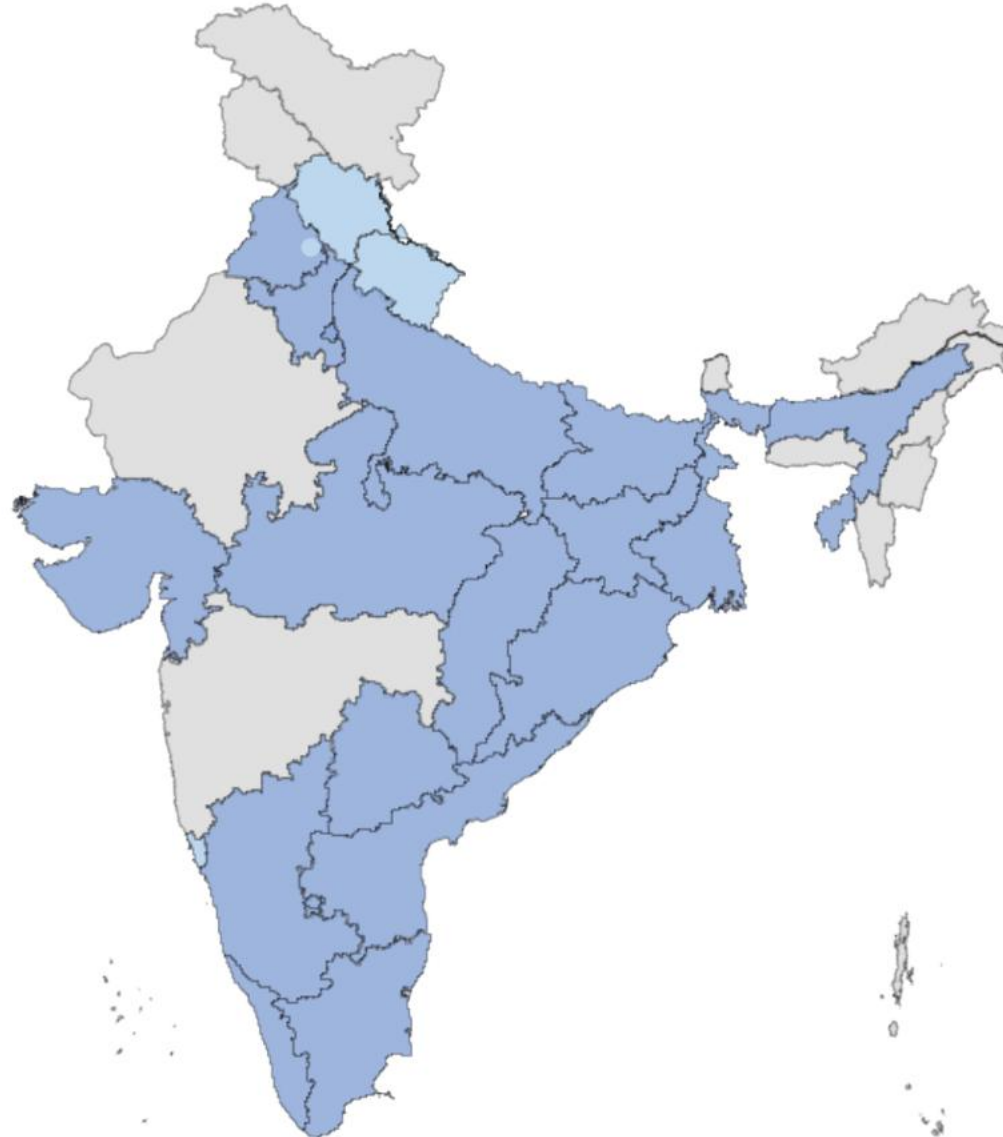
Our Footprints

On – Going Projects in India

- Andhra Pradesh
- Assam
- Bihar
- Chhattisgarh
- Delhi (UT)
- Gujarat
- Haryana
- Jharkhand
- Karnataka
- Kerala
- Madhya Pradesh
- Odisha
- Punjab
- Tamil Nadu
- Tripura
- Uttar Pradesh
- West Bengal

Completed Projects in India

- Chandigarh (UT)
- Goa
- Himachal Pradesh
- Uttarakhand
- Telangana



Saudi Arabia



Nepal



Abu Dhabi, UAE



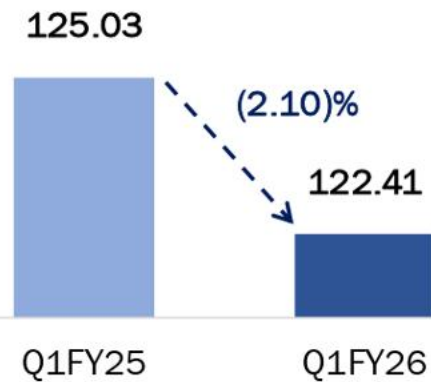
Our Clientele



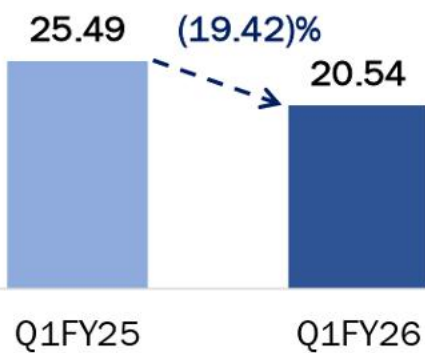
Q1 FY 26 & Year ended FY25 Key Highlights

Quarterly

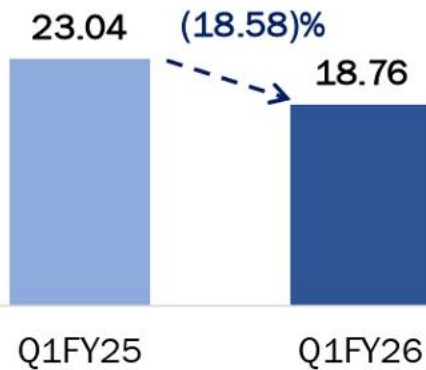
Revenue (Rs. Crs)



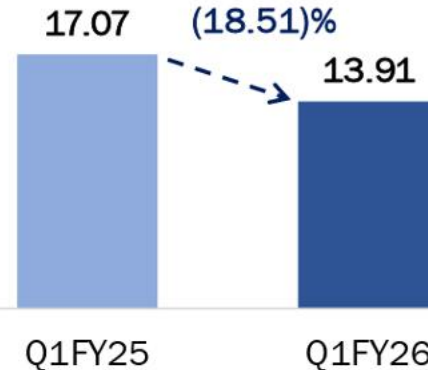
EBITDA (Rs. Crs)



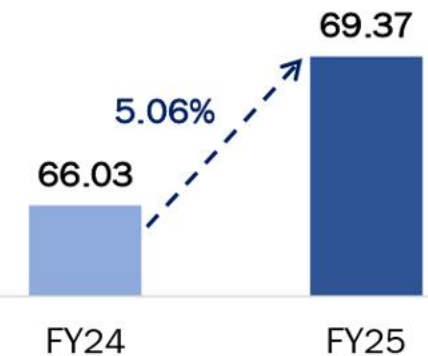
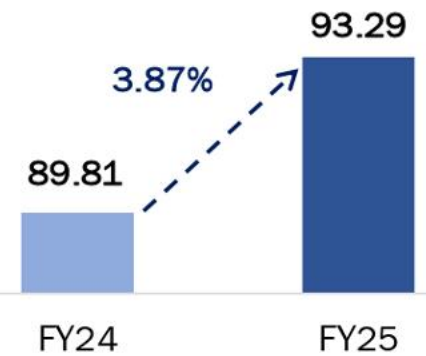
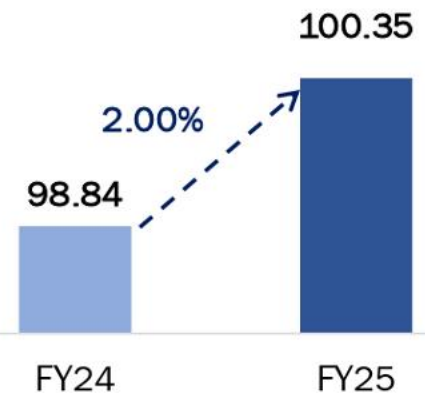
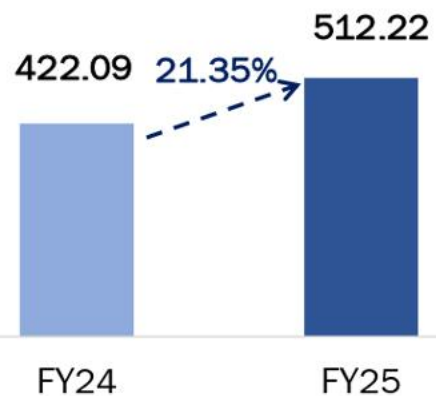
PBT (Rs. Crs)



PAT (Rs. Crs)



Yearly



Above values are based on Standalone basis and rounded off to nearest decimal place

Income Statement

Particulars (Rs Crs.)	Standalone					Consolidated				
	Q1FY26	Q1FY25	FY25	FY24	FY23	Q1FY26	Q1FY25	FY25	FY24	FY23
Revenue from Operations	122.41	125.03	521.22	422.09	350.77	122.41	125.03	520.09	421.68	364.96
Other Income	1.31	1.26	5.69	6.09	7.84	1.30	1.26	5.18	5.18	4.23
Total Expenditure	104.95	103.25	424.62	338.37	279.45	105.06	103.25	431.62	337.18	287.73
EBITDA	20.54	25.49	100.35	98.83	85.01	20.43	25.49	100.70	98.70	87.31
EBITDA Margin %	16.60%	20.18%	19.38%	23.08%	23.71%	16.51%	20.18%	19.17%	23.12%	23.65%
Depreciation	1.51	2.00	5.93	7.67	5.07	1.51	2.00	5.93	7.67	5.07
Profit Before Interest & Tax	19.03	23.49	94.42	91.16	79.94	18.92	23.49	94.77	91.03	82.24
Interest	0.27	0.45	1.13	1.35	0.78	0.27	0.45	1.13	1.35	0.78
Profit Before Tax	18.76	23.04	93.29	89.81	79.16	18.65	23.04	93.64	89.68	81.46
Tax	4.85	5.97	23.92	23.78	19.12	4.85	5.97	24.21	24.45	21.16
Net Profit	13.91	17.07	69.37	66.03	60.04	13.80	17.07	69.43	65.23	60.30
Earnings Per Share (Rs)	3.52	4.33	17.58	16.74	15.22	3.51	4.33	17.57	16.58	15.28

During FY22-23, the company has subdivided its Equity shares of 1 equity share of Rs. 10 each into 2 equity shares of Rs. 5 each

Visionary Leadership



**Mr. Sivasankara Parameswara
Kurup Pillai**
(Chairman & Independent Director)



Mr. Srinivasa Rao Gaddipati
(Managing Director)



Mrs. Likhitha Gaddipati
(Whole-Time Director and CFO)



Mrs. Sri Lakshmi Gaddipati
(Non-Executive Director)



Mr. Venkata Sesa Talpa Sai Munupalle
(Non-Executive Independent Director)



Mr. Venkatram Arigapudi
(Non-Executive Independent Director)



Ms. Jayashree Voruganty
(Non-Executive Independent Director)

Investor Relations

Company Secretary and Compliance Officer

Pallavi Yerragonda

Phone: +91 40 2375 2657

Email: cs@likhitha.in

Head Office Address

8-3-323, 9th Floor,

Vasavi's MPM Grand,

Yellareddy Guda, Ameerpet 'X' Roads,

Hyderabad, Telangana - 500 073, India.

