



LIKHITHA INFRASTRUCTURE LIMITED

CIN : L45200TG1998PLC029911

Date: November 10, 2022

To
Corporate Relationship Department,
BSE Limited,
Phiroze Jeejeebhoy Towers,
Dalal Street, Fort,
Mumbai-400 001
Scrip Code: 543240

To
National Stock Exchange of India Limited,
Exchange Plaza, 5th Floor,
Plot No. C/1, G Block,
Bandra Kurla Complex, Bandra (E)
Mumbai-400 051
Scrip Symbol: LIKHITHA

Dear Sir/Madam,

Sub: Outcome of Board Meeting held on November 10, 2022.

Ref: Intimation U/R 30 and 33 of SEBI (Listing Obligation and Disclosure Requirements) Regulations, 2015.

With reference to the subject cited above, please be noted that the Board of Directors at their meeting held today i.e., November 10, 2022, transacted, inter-alia, the following business.

1. The unaudited Financial Results (Standalone and Consolidated) for the second quarter and half year ended September 30, 2022, pursuant to Regulation 33(3) of SEBI (Listing Obligations and Disclosure Requirements) Regulations, 2015. The said Financial Results along with the Limited Review Report is enclosed herewith.

This Board Meeting commenced at 03:18 P.M. and concluded at 03:51 P.M.

This is for your information and records.

Thanking you,

for Likhitha Infrastructure Limited

SRINIVAS
A RAO
GADDIPA
TI

Digitally signed
by SRINIVAS
RAO GADDIPATI
Date: 2022.11.10
15:53:32 +05'30'

Srinivasa Rao Gaddipati
Managing Director
DIN: 01710775





Independent Auditor's Review Report on Standalone Quarterly and Year to Date Financial Results of M/s LIKHITHA INFRASTRUCTURE LIMITED pursuant to Regulation 33 of the SEBI (Listing and Obligations and Disclosure Requirements) Regulations, 2015, as amended.

To the Board of Directors of,

LIKHITHA INFRASTRUCTURE LIMITED

We have reviewed the accompanying standalone statement of unaudited financial results of **LIKHITHA INFRASTRUCTURE LIMITED** ('The Company') for the quarter ended September 30th, 2022 and for the period from 1st April, 2022 to 30th September, 2022. This statement is the responsibility of the company's management and has been approved by the board of directors. Our responsibility is to issue a report on these financial statements based on our review.

We conducted our review of the Statement in accordance with the Standards on Review Engagement (SRE) 2410 'Review of Interim Financial Information Performed by the Independent Auditor of the entity' issued by the Institute of Chartered Accountants of India. This Standard requires that we plan and perform the review to obtain moderate assurance as to whether the financial results are free from material misstatement. A review is limited primarily to inquiries of company personnel and analytical procedures applied to financial data and thus provide less assurance than an audit. We have not performed an audit and accordingly we do not express an audit opinion.

Based on our review conducted as stated above, nothing has come to our attention that causes us to believe that the accompanying statement, prepared in accordance with the recognition and measurement principles laid down in the applicable Indian accounting standards specified under section 133 of the Companies Act, 2013, read with relevant rules issued there under and other recognized accounting principles and policies has not disclosed the information required to be disclosed in terms of the regulation 33 of the SEBI (Listing Obligations and disclosure requirements) regulations, 2015 including the manner in which it is to be disclosed or that it contains any material misstatements..

For NSVR & Associates LLP,
Chartered Accountants,
FRN: 008801S/S200060.


Suresh Gannamani,
Partner,
Membership No: 226870,
UDIN: 22226870BCRPKR6095



Place: Hyderabad
Date: 10/11/2022.



Independent Auditor's Review Report on Consolidated Quarterly and Year to Date Financial Results of M/s LIKHITHA INFRASTRUCTURE LIMITED pursuant to Regulation 33 of the SEBI (Listing and Obligations and Disclosure Requirements) Regulations, 2015, as amended.

To the Board of Directors of,

LIKHITHA INFRASTRUCTURE LIMITED

We have reviewed the accompanying consolidated statement of unaudited financial results of **LIKHITHA INFRASTRUCTURE LIMITED** ('The Company') for the quarter ended September 30th, 2022 and for the period from 1st April 2022 to 30th September, 2022. This statement is the responsibility of the company's management and has been approved by the board of directors. Our responsibility is to issue a report on these financial statements based on our review.

We conducted our review of the Statement in accordance with the Standards on Review Engagement (SRE) 2410 'Review of Interim Financial Information Performed by the Independent Auditor of the entity' issued by the Institute of Chartered Accountants of India. This Standard requires that we plan and perform the review to obtain moderate assurance as to whether the financial results are free from material misstatement. A review is limited primarily to inquiries of company personnel and analytical procedures applied to financial data and thus provide less assurance than an audit. We have not performed an audit and accordingly we do not express an audit opinion.

Based on our review conducted as stated above, nothing has come to our attention that causes us to believe that the accompanying statement, prepared in accordance with the recognition and measurement principles laid down in the applicable Indian accounting standards specified under section 133 of the Companies Act, 2013, read with relevant rules issued there under and other recognized accounting principles and policies has not disclosed the information required to be disclosed in terms of the regulation 33 of the SEBI (Listing Obligations and disclosure requirements) regulations, 2015 including the manner in which it is to be disclosed or that it contains any material misstatements..

For NSVR & Associates LLP,
Chartered Accountants,
FRN: 008801S/S200060.


Suresh Gannamani,
Partner,




Membership No: 226870,
UDIN: 22226870BCRPOQ1208.

Place: Hyderabad
Date: 10/11/2022.

Rs.in Lakhs except EPS data

Un Audited Financial results for the Quarter and Half year ended September 30, 2022

S No	Particulars	Standalone						Consolidated												
		Quarter ended September 30, 2022		Half-year ended September 30, 2022		Quarter ended September 30, 2021		Quarter ended September 30, 2021		Half-year ended September 30, 2022		Half-year ended September 30, 2021								
		Un Audited	Audited	Un Audited	Audited	Un Audited	Audited	Un Audited	Audited	Un Audited	Audited	Un Audited	Audited							
1	Income																			
	a) Revenue from Operations	8,131.36	8,131.36	16,101.60	16,101.60	5,881.12	5,881.12	8,296.18	8,296.18	8,133.42	8,133.42	5,881.12	5,881.12	16,429.60	16,429.60	11,455.03	11,455.03	25,721.17	25,721.17	25,721.17
	Total Revenue from operations																			
	b) Other Income	205.89	8,337.25	392.61	16,494.21	96.17	5,977.29	128.11	8,424.29	64.33	8,197.76	96.17	5,977.29	192.44	16,622.05	127.13	11,582.16	356.01	26,077.18	26,077.18
	Total Income																			
2	Expenses																			
	a) Raw Material Consumed	1,753.50	1,288.74	3,042.24	3,042.24	1,211.17	1,211.17	1,808.55	1,808.55	1,446.64	1,446.64	1,211.17	1,211.17	3,255.19	3,255.19	2,118.10	2,118.10	5,170.63	5,170.63	
	b) Construction expenses	4,614.46	4,086.50	8,700.96	8,700.96	2,300.84	2,300.84	4,615.87	4,615.87	4,101.81	4,101.81	2,300.84	2,300.84	8,717.68	8,717.68	4,728.40	4,728.40	12,579.27	12,579.27	
	c) Changes in inventories of work-in-progress	(1,076.67)	(241.61)	(1,318.28)	(1,318.28)	102.53	102.53	(1,160.94)	(1,160.94)	(487.17)	(487.17)	102.53	102.53	(1,648.11)	(1,648.11)	28.38	28.38	(2,346.62)	(2,346.62)	
	d) Employee benefits	771.20	774.07	1,545.27	1,545.27	723.00	723.00	829.36	829.36	838.28	838.28	723.00	723.00	1,667.65	1,667.65	1,470.56	1,470.56	3,255.18	3,255.18	
	e) Finance cost	20.00	15.85	35.85	35.85	6.33	6.33	20.00	20.00	15.85	15.85	6.33	6.33	35.85	35.85	9.63	9.63	53.32	53.32	
	f) Depreciation	103.47	93.16	196.63	196.63	73.64	73.64	103.47	103.47	93.16	93.16	73.64	73.64	196.63	196.63	151.91	151.91	368.65	368.65	
	g) Other expenses	243.43	298.71	542.14	542.14	178.37	178.37	231.47	231.47	335.56	335.56	178.37	178.37	567.03	567.03	342.05	342.05	848.66	848.66	
	Total Expenses (a to g)																			
	Total Expenses (a to g)	6,429.39	6,315.41	12,744.80	12,744.80	4,595.88	4,595.88	6,447.78	6,447.78	6,344.14	6,344.14	4,595.88	4,595.88	12,791.91	12,791.91	8,849.03	8,849.03	19,929.09	19,929.09	
3	Profit before tax (1-2)	1,907.86	1,841.54	3,749.41	3,749.41	1,381.41	1,381.41	1,976.51	1,976.51	1,853.62	1,853.62	1,381.41	1,381.41	3,830.13	3,830.13	2,733.13	2,733.13	6,148.09	6,148.09	
4	Tax expenses																			
	- Income Tax	481.08	442.31	923.39	923.39	346.88	346.88	532.25	532.25	489.29	489.29	346.88	346.88	1,021.54	1,021.54	688.06	688.06	1,549.74	1,549.74	
	- Earlier year taxes	(13.71)	7.80	(5.91)	(5.91)	(3.95)	(3.95)	(13.71)	(13.71)	7.80	7.80	(3.95)	(3.95)	(2.41)	(2.41)	(8.60)	(8.60)	(13.73)	(13.73)	
	- Deferred Tax																			
5	Net Profit for the period (3-4)	1,440.49	1,391.43	2,831.92	2,831.92	1,038.48	1,038.48	1,460.39	1,460.39	1,356.52	1,356.52	1,038.48	1,038.48	2,816.91	2,816.91	2,053.67	2,053.67	4,612.07	4,612.07	
6	Other comprehensive income																			
	a) (i) Items that will not be reclassified to profit or loss	-	-	-	-	-	-	-	-	-	-	-	-	-	-	-	-	-	-	0.60
	(ii) Income tax relating to items that will not be reclassified to profit or loss	-	-	-	-	-	-	-	-	-	-	-	-	-	-	-	-	-	-	(0.15)
	b) (i) Items that will be reclassified to profit or loss	-	-	-	-	-	-	-	-	-	-	-	-	-	-	-	-	-	-	-
	(ii) Income tax relating to items that will be reclassified to profit or loss	-	-	-	-	-	-	-	-	-	-	-	-	-	-	-	-	-	-	-
	Total other comprehensive income	-	-	-	-	-	-	-	-	-	-	-	-	-	-	-	-	-	-	0.45
7	Total Comprehensive income (5 +6)	1,440.49	1,391.43	2,831.92	2,831.92	1,038.48	1,038.48	1,460.39	1,460.39	1,356.52	1,356.52	1,038.48	1,038.48	2,816.91	2,816.91	2,053.67	2,053.67	4,612.53	4,612.53	
	Total comprehensive income																			



Likhitha Infrastructure Limited
8-3-323, 9th floor, Vasavi's MPM Grand, Ameerpet 'X' roads, Yellareddy Guda, Hyderabad TG
500073 IN
(CIN: U45200TG1998PLC029911)
Standalone Statement of Assets and Liabilities

(All amounts in INR Lakhs, unless otherwise stated)

Particulars	As at September 30, 2022	As at March 31, 2022
ASSETS		
Non-current Assets		
(a)Property, Plant and Equipment	1,479.00	1,598.22
(b)Investment Property	219.56	222.42
(c) Intangible Assets	1.84	2.11
(d)Financial Assets	-	-
(i)Investments	1.39	1.75
(ii)Loans and Advances	276.90	272.51
(iii)Other Financial Assets	622.27	783.29
(e)Deferred Tax Assets (Net)	50.81	44.90
(f)Other Non-current Assets		
Total Non-current Assets	2,651.77	2,925.21
Current Assets		
(a)Inventories & Work in progress	5,665.86	4,396.37
(b)Financial Assets		
(i)Investments	4,972.94	3,940.36
(ii)Trade Receivables	6,922.66	6,777.70
(iii)Cash and Cash Equivalents	498.44	724.43
(iv)Bank Balances other than above (iii)	1,545.32	1,527.42
(v)Other Financial Assets	877.36	747.02
(c)Current Tax Assets (Net)	28.11	
(d)Other Current Assets	589.63	489.14
Total Current Assets	21,100.31	18,602.44
Total Assets	23,752.08	21,527.65
Equity and Liabilities		
Equity		
(a)Equity Share Capital	1,972.50	1,972.50
(b)Other Equity	19,871.09	17,236.42
Total Equity	21,843.59	19,208.92
Liabilities		
Non-current Liabilities		
(a)Financial Liabilities		
(i)Long-term borrowings	-	-
(b)Provisions	21.72	21.72
(c)Deferred Tax Liabilities (Net)		
Total Non-current Liabilities	21.72	21.72
Current liabilities		
(a)Financial Liabilities		
(i)Short-term borrowings	-	-
(ii)Trade payables - total dues of:		
:small and micro enterprises		
: others than small and micro enterprises	608.95	892.58
(iii)Other financial liabilities	289.23	111.90
(b)Other current liabilities	984.67	1,188.19
(c)Provisions	3.92	3.92
(d)Current Tax Liability (Net)	-	100.42
Total Current Liabilities	1,886.77	2,297.01
Total Liabilities	23,752.08	21,527.65




Likhitha Infrastructure Limited
Standalone Cash Flow statement for the year ended 30 September 2022

(All amounts in INR Lakhs, unless otherwise stated)

Particulars	For the year ended 30 September, 2022	For the year ended 30 September, 2021	For the year ended 31 March, 2022
A. Cash Flow from Operating Activities:			
Profit before tax for the year	3,749.41	2,733.12	6,047.40
Adjustments for:			
Depreciation	196.63	151.91	368.65
Finance Charges	35.85	9.63	53.32
Profit from investment (Share of Profit From partnership Firm)	(200.16)	-	-
Profit on sale of vehicle	(0.35)	-	-
Interest Earned	(152.20)	(100.82)	(327.45)
Operating Profit before working capital changes	3,629.16	2,793.84	6,141.92
Adjustments for:			
(Increase) / Decrease in Inventory	(1,269.49)	27.47	(2,145.84)
(Increase) / Decrease in Trade receivables	(144.96)	(1,358.02)	(2,893.96)
(Increase) / Decrease in Long Term Loans and advances	(4.38)	(11.64)	11.39
(Increase) / Decrease in Financial assets	30.68	(110.64)	139.30
(Increase) / Decrease in Other Current assets	(100.49)	(169.94)	(349.40)
(Decrease) / Increase in Trade payables	(283.63)	18.51	712.67
(Decrease) / Increase in Provision for employee benefits	-	-	6.83
(Decrease) / Increase in Current Financial liabilities	177.33	379.68	67.14
(Decrease) / Increase in Other liabilities	(770.44)	18.49	(103.03)
Cash Generated from Operations	1,263.77	1,587.75	1,587.02
Taxes Paid (Net)	(485.00)	(597.62)	(1,296.45)
Net Cash (used) / from Operating Activities (A)	778.77	990.13	290.57
Purchase of Fixed Assets including Capital Advances and Capital Creditors	(74.62)	(197.92)	(1,023.01)
Sale of Fixed Assets	0.70	-	-
Investments	(832.05)	(641.49)	1,634.65
Interest Received	152.20	100.82	327.45
Net Cash from / (used) Investing Activities (B)	(753.77)	(738.59)	939.09
C. Cash Flow from Financing Activities:			
Interest Paid	(35.85)	(9.63)	(53.32)
Dividend Paid	(197.25)	(295.88)	(591.75)
IPO Expenses	-	(9.73)	(86.72)
Net Cash from / (used) Financing Activities (C)	(233.10)	(315.24)	(731.79)
Net Increase/(Decrease) in cash and cash equivalents (A+B+C)	(208.10)	(63.70)	497.88
Cash and Cash equivalents at beginning of the year	2,251.85	1,753.97	1,753.97
Cash and Cash equivalents at end of the year	2,043.75	1,690.27	2,251.85

General Information


Summary of significant accounting policies

The accompanying notes form an integral part of the financial statements



1) Cash and Cash equivalents includes:

Particulars	For the year ended 30 September, 2022	For the year ended 30 September, 2021	For the year ended 31 March, 2022
Cash on hand	2.32	56.45	5.30
Cash Equivalents			
- Current accounts	312.97	414.86	716.45
Margin money deposits	1,545.32	1,488.54	1,527.42
Short Term Borrowings From Banks			-
Less: Dividend amount in banks	183.15	(269.58)	2.67
Total	2,043.75	1,690.27	2,251.85

0



Likhitha Infrastructure Limited		
Consolidated Statement of Assets and Liabilities as at September 30, 2022		
(All amounts in INR Lakhs, unless otherwise stated)		
Particulars	As at September 30, 2022	As at March 31, 2022
ASSETS		
Non-current Assets		
(a)Property, Plant and Equipment	1,479.00	1,598.22
(b)Investment Property	219.56	222.42
(c) Intangible Assets	1.84	2.11
(d)Financial Assets	-	-
(i)Investments	1.39	1.75
(ii)Loans and Advances	277.54	272.51
(iii)Other Financial Assets	622.27	783.29
(e)Deferred Tax Assets (Net)	50.81	44.90
(f)Other Non-current Assets	-	-
Total Non-current Assets	2,652.41	2,925.21
Current Assets		
(a)Inventories & Work in progress	6,260.21	4,660.89
(b)Financial Assets	-	-
(i)Investments	4,755.06	3,922.65
(ii)Trade Receivables	6,935.32	6,763.22
(iii)Cash and Cash Equivalents	576.07	762.79
(iv)Bank Balances other than above (iii)	1,545.32	1,527.42
(v)Other Financial Assets	877.36	747.02
(c)Current Tax Assets (Net)	18.09	-
(d)Other Current Assets	167.55	327.45
Total Current Assets	21,134.97	18,711.44
Total Assets	23,787.38	21,636.65
Equity and Liabilities		
Equity		
(a)Equity Share Capital	1,972.50	1,972.50
(b)Other Equity	19,871.45	17,288.82
Total equity attributable to equity share holders of the company	21,843.95	19,261.32
Non Contrloing Interest	50.13	13.10
Total Equity	21,894.08	19,274.42
Liabilities		
Non-current Liabilities		
(a)Financial Liabilities		
(i)Long-term borrowings	-	-
(b)Provisions	21.72	21.72
(c)Deferred Tax Liabilities (Net)	-	-
Total Non-current Liabilities	21.72	21.72
Current liabilities		
(a)Financial Liabilities		
(i)Short-term borrowings	-	-
(ii)Trade payables - total dues of:		
:small and micro enterprises		
: others than small and micro enterprises	643.29	905.60
(iii)Other financial liabilities	289.23	111.90
(b)Other current liabilities	935.14	1,204.68
(c)Provisions	3.92	3.92
(d)Current Tax Liability (Net)	-	114.41
Total Current Liabilities	1,871.58	2,340.51
Total Liabilities	23,787.38	21,636.65

Likhitha Infrastructure Limited
Consolidated Cash Flow statement for the year ended 30 September 2022

(All amounts in INR Lakhs, unless otherwise stated)

Particulars	For the year ended 30 September, 2022	For the year ended 30 September, 2021	For the year ended 31 March, 2022
A. Cash Flow from Operating Activities:			
Profit before tax for the year	3,830.13	2,733.12	6,148.09
Adjustments for:	-	-	-
Depreciation	196.63	151.91	368.65
Finance Charges	35.85	9.63	53.32
Dividend received	-	-	-
Profit on sale of vehicle	(0.35)	-	-
Interest Earned	(152.20)	(100.82)	(327.45)
Operating Profit before working capital changes	3,910.06	2,793.84	6,242.61
Adjustments for:			
(Increase) / Decrease in Inventory	(1,599.32)	27.47	(2,410.36)
(Increase) / Decrease in Trade receivables	(172.10)	(1,358.02)	(2,879.48)
(Increase) / Decrease in Long Term Loans and advances	(5.02)	(11.64)	11.39
(Increase) / Decrease in Financial assets	30.68	(110.64)	139.30
(Increase) / Decrease in Other Current assets	159.91	(169.94)	(173.13)
(Decrease) / Increase in Trade payables	(262.31)	18.51	725.69
(Decrease) / Increase in Provision for employee benefits	-	-	6.23
(Decrease) / Increase in Current Financial liabilities	177.33	379.68	67.14
(Decrease) / Increase in Other liabilities	(911.17)	18.49	(86.53)
Cash Generated from Operations	1,328.05	1,587.75	1,642.85
Taxes Paid (Net)	(510.00)	(597.62)	(1,331.63)
Net Cash (used) / from Operating Activities (A)	818.05	990.13	311.22
B. Cash Flow from Investing Activities:			
Purchase of Fixed Assets including Capital Advances and Capital Creditors	(74.62)	(197.92)	(1,023.01)
Sale of Fixed Assets	0.70	-	-
Investments	(832.05)	(641.49)	1,652.36
Interest Received	152.20	100.82	327.45
Net Cash from / (used) Investing Activities (B)	(753.77)	(738.59)	956.80
C. Cash Flow from Financing Activities:			
Interest Paid	(35.85)	(9.63)	(53.32)
Dividend Paid	(197.25)	(295.88)	(591.75)
IPO Expenses	-	(9.73)	(86.72)
Net Cash from / (used) Financing Activities (C)	(233.10)	(315.24)	(731.79)
Net Increase/(Decrease) in cash and cash equivalents (A+B+C)	(168.82)	(63.70)	536.24
Cash and Cash equivalents at beginning of the year	2,290.21	1,753.97	1,753.97
Cash and Cash equivalents at end of the year	2,121.39	1,690.27	2,290.21

General Information

Summary of significant accounting policies

The accompanying notes form an integral part of the financial statements

1) Cash and Cash equivalents includes:

Particulars	For the year ended 30 September, 2022	For the year ended 30 September, 2021	For the year ended 31 March, 2022
Cash on hand	12.43	56.45	5.34
Cash Equivalents			
- Current accounts	380.49	414.86	754.77
Margin money deposits	1,545.32	1,488.54	1,527.42
Short Term Borrowings From Banks			-
Less: Dividend amount in banks	183.15	(269.58)	2.67
Total	2,121.39	1,690.27	2,290.21

A handwritten signature in blue ink is written over a circular blue stamp. The stamp contains the text 'LIKHTHA INFRASTRUCTURE LTD.' around the perimeter and 'HYDERABAD' in the center. There is also a small star symbol at the bottom of the stamp.